





SLINGER – LEVEL 1 (BASIC)

This course is designed to introduce the candidate to the techniques and understanding needed to enable safe and approved lifting methods are employed. It addresses the six key steps to conducting a safe lift. Upon completion, the candidate can be placed in a supervised lifting team and conduct lifting operations under supervision. As a career option this course is the foundation for advanced rigging and slinging, lifting supervision and Appointed Person.

 <p>Areas Covered</p>	 <p>Who is it aimed at?</p>
<p>The roles and responsibilities of a slinger. The six steps to a good lift: Know the weight of the load Know where the Centre of Gravity of a load is Selection of equipment for the lift Connecting the load to the crane Trial lift and the full lift The set down of the load</p>	<p>This course would be suitable for all who undertake lifting operations at all levels of experience and time employed. Engineers and managers who as part of their job organize and control lifting operations. Safety Officers with a responsibility for safe working practices where lifting does or might take place using any type of crane or hoist.</p>
	<p>▶ Learners will receive a digital certificate completion certificate, which is downloadable upon successfully finishing the course.</p>
	<p>▶ There are two options full course instructor led or through remote session for the theory element of the training, however for practical assessments and testing must be carried out with instructor led.</p>

Why Choose Ubique Safety Consultancy?

High standards of training allowing the attendees to understand and learn from qualified instructors. There are learning tools and techniques that suit all students from Instructor LED, blended and distance learning.

Key Details



Prerequisites: No prior Knowledge Needed

Assessment: Multiple Choice Questions

LMS: No

Compatibility: Laptop/ Desktop/ Tablet

